

**WILSHIRE
ACRYLIC ROUND
SOAKING TUB**

Cat. No.
ATRNDN58



Diameter: 59-1/4"
Height: 22-1/4"

Water depth: 17-3/8" to top of tub
Water depth: 13-1/8" to overflow

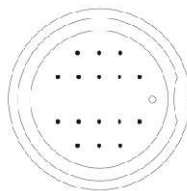
**The following is recommended for
ATRNDN58 tubs:**

- Faucets: part **#7082** or **#7088**
- Rigid, freestanding Bath Supplies: **#4502**
- Freestanding filler: part **#7901, 7922 or 7952**
(Does not need bath supplies)
- Leg tub drain: part **#5599LT** or **#5599TS**



Overflow can be drilled.
With overflow drilled this tub
requires drain 5599PD.
**Tubs that have been
drilled with overflow are
"special order" and
are not returnable.**

Gallon Capacity without OF:	140
Gallon Capacity with OF	121
Shipping Weight:	193 lbs.
Empty Weight:	133 lbs.
Filled Weight without OF:	1,319 lbs.
Filled Weight with OF:	1,160 lbs.



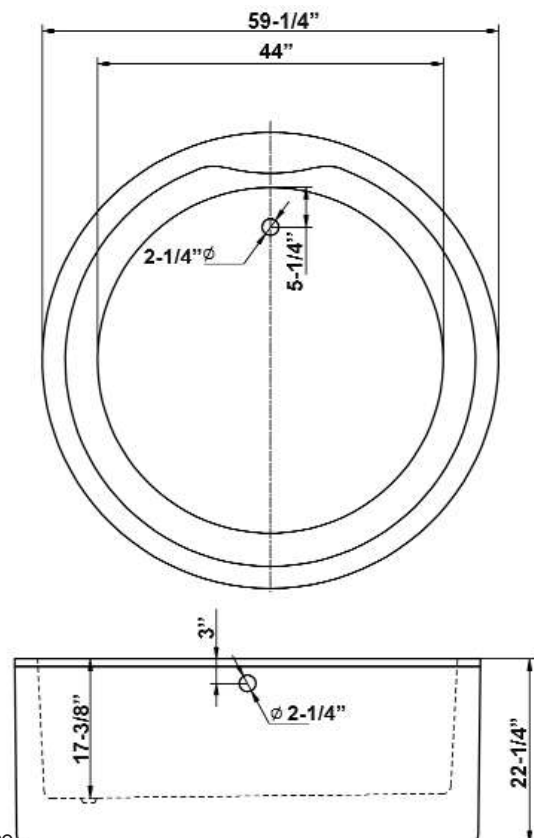
(Air jet configuration if system is added,
more info on page 2.)

Features:

- Interior and exterior walls acrylic sheets
- Air between walls acts as insulator
- No overflow
- No faucet holes
- Tub is thoroughly inspected before shipment
- IAPMO Certified
- Option to add foam insulation between tub walls available
- **New:** Air jet system now available, more info on page 2



Custom Colors Available (inside of tub is always white enamel):
Painted bathtubs are considered "special order" and are not returnable
\$160 Bisque or Black \$250 Designer Color



Dimensions of fixture are nominal and specifications subject to change without notice.

BATHTUB AIR JET KIT

Cat. No.
AIR KIT 1, AIR KIT 2



- A** AIR JET - Bottom air jets for maximum bubble action.
- B** BLOWER - The heart of the massage system.
- C** MANIFOLD - Double back flow security prevention device.
- D** FLEXIBLE PVC HOSEING - IAPMO certified.
- E** MAIN AIR INTAKE HOSE - High temperature and pressure resistant.

Air Kit is installed in tub before shipment

Features:

- ▶ 750 Watt blower motor operates system
- ▶ 300 Watt air heater warms air
- ▶ System powered by 120V
- ▶ 16 brass air jets placed in bottom of tub
- ▶ Each air jet has 24 holes
- ▶ Air jet caps available in white (AIR KIT 1) or black (AIR KIT 2)
- ▶ Includes 1 1/4" x 3' main air hose plus 1 1/4" x 9' extension hose
- ▶ Automatic system purge after each use
- ▶ Automatic safety timer turns off system after 20 minutes
- ▶ Includes water tight remote control
- ▶ Compatible with most acrylic, copper and resin tubs with no feet
- ▶ Not available with cast iron tubs or tubs with feet

INSIDE TUB VIEW - WILL VARY BY TUB DESIGN




Air Jet

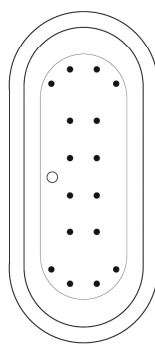


Remote

Oval bathtub
Sample jet configuration

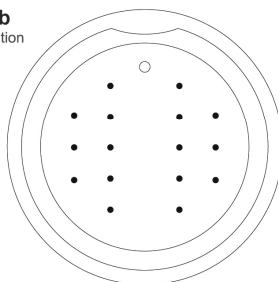


with end drain




with center drain

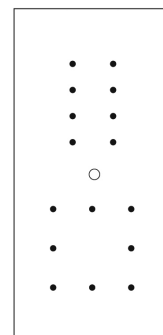
Round bathtub
Sample jet configuration



Rectangular bathtub
Sample jet configuration



with end drain



with center drain

These diagrams are general representations.
Jet placement may vary dependent on tub shape

Features:

(16) Maxi Air Jets



Elbows for air jets



Tees for air jets